

ALUMINUM | SCREWED

SPEAR TOP

NEWCASTLE

Styled with elegant spear tops, this picturesque aluminum fence has an optional mesh-reinforced gate and puppy picket for enhanced security. A great choice for areas with high wind and local pool codes. Available in straight or staggered profiles.

Shown in Black

INNOVATIONS



SIZES

Width:

6' and 8'

8' only available in Premium Grade

Height:

3', 3½', 4', 4½', 5' and 6'

PREMIUM | SELECT | STANDARD

Colors

Standard Smooth Solids



BLACK

BRONZE

MATTE
BLACK

LIGHT
BRONZE



WHITE




MATTE
BRONZE



GRAY


STYLE CONFIGURATIONS




3 Rail



Staggered




Double Picket



Puppy Picket

Post Caps & Hardware Available

See Accessories and Hardware PDF for more information and product offerings.

 For additional product colors and SKU information please reach out to your Sales Representative.

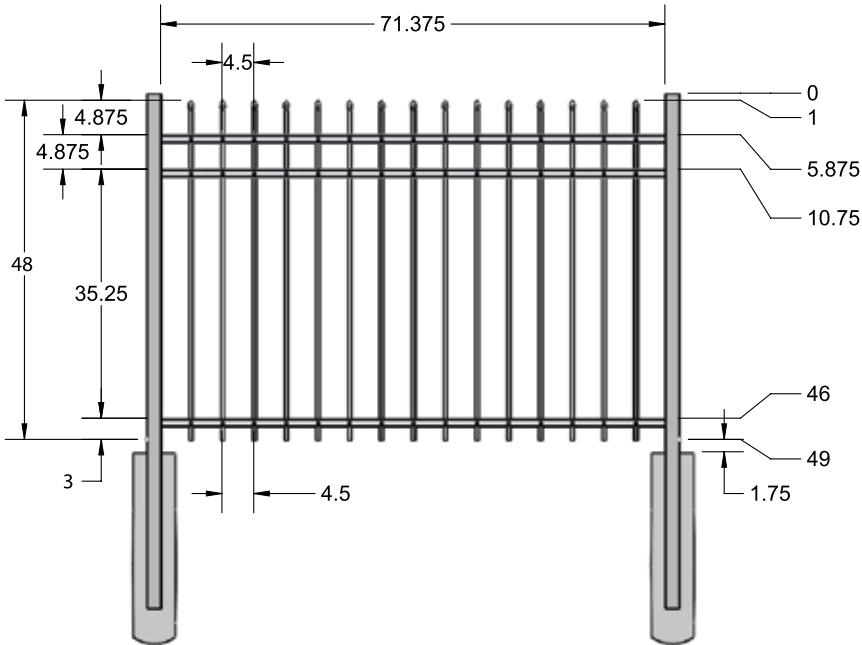
STANDARD | 4' X 6' NEWCASTLE

SPEAR TOP | 3 RAIL | STANDARD BOTTOM | 1" X 1 1/8"

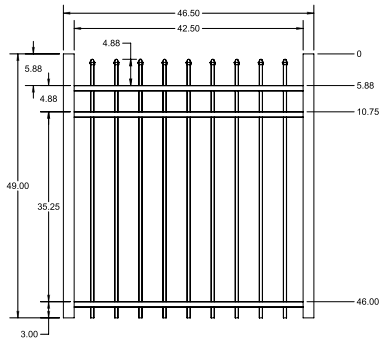
DESCRIPTION	BLACK		BUNDLE
	QTY	SKU	UNIT
4' x 6' Newcastle Spear Top 3 Rail Panel (48"H)		73022120	40
2" x 2" x 70" .063 Line Post		73040843	10
2" x 2" x 70" .063 Corner Post		73041005	10
2" x 2" x 70" .063 End Post		73040814	10
2" x 2" x 70" .125 Gate Post		73040861	10
4' x 4' Newcastle Spear Top 3 Rail Straight Walk Gate		73022037	20
4' x 5' Newcastle Spear Top 3 Rail Straight Walk Gate		73022048	20
4' x 4' Newcastle Spear Top 3 Rail Arched Walk Gate		73022016	20
4' x 5' Newcastle Spear Top 3 Rail Straight Walk Gate		73022027	20

QS QuickShip available in Black, Applies to: Fence Panels; Line, Corner, End and Gate Posts; and 4' and 5' wide Straight Gates.

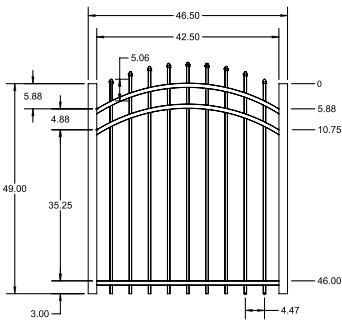
FENCE PANEL



4' STRAIGHT WALK GATE



4' ARCHED WALK GATE



RAIL PROFILE

1" x 1 1/8"

PICKETS

5/8" x 5/8"

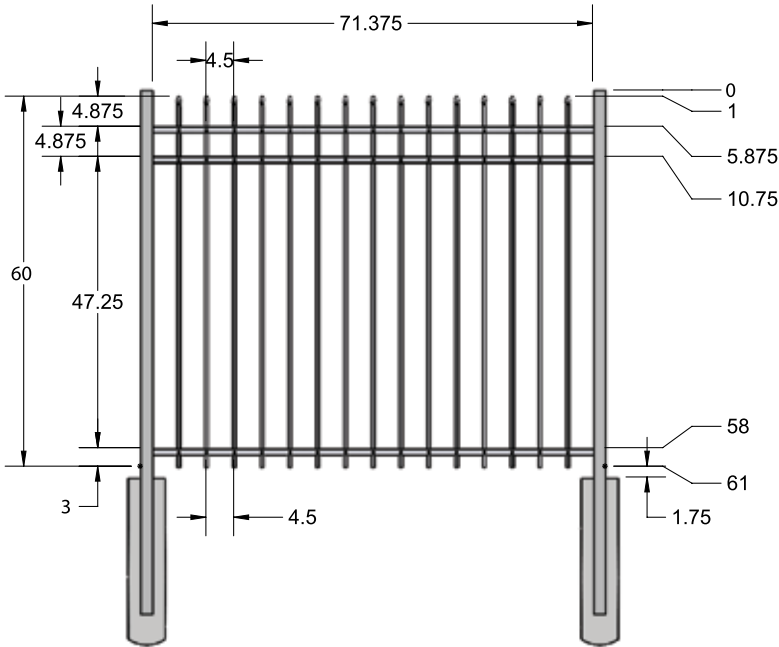
STANDARD | 5' X 6' NEWCASTLE

SPEAR TOP | 3 RAIL | STANDARD BOTTOM | 1" X 1 1/8"

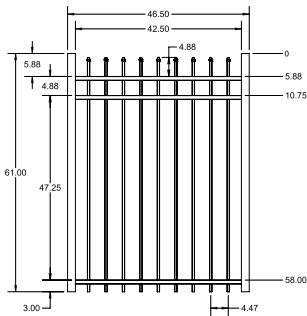
DESCRIPTION	BLACK		BUNDLE
	QTY	SKU	UNIT
5' x 6' Newcastle Spear Top 3 Rail Panel (60"H)		73022121	40
2" x 2" x 82" .063 Line Post		73040867	10
2" x 2" x 82" .063 Corner Post		73040807	10
2" x 2" x 82" .063 End Post		73040839	10
2" x 2" x 82" .125 Gate Post		73040885	10
5' x 4' Newcastle Spear Top 3 Rail Straight Walk Gate		73022038	20
5' x 5' Newcastle Spear Top 3 Rail Straight Walk Gate		73022049	20
5' x 4' Newcastle Spear Top 3 Rail Arched Walk Gate		73022017	20
5' x 5' Newcastle Spear Top 3 Rail Straight Walk Gate		73022028	20

QS QuickShip available in Black, Applies to: Fence Panels; Line, Corner, End and Gate Posts; and 4' and 5' wide Straight Gates.

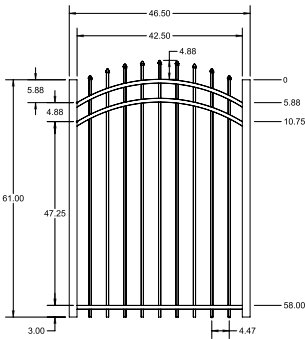
FENCE PANEL



5' STRAIGHT WALK GATE



5' ARCHED WALK GATE



RAIL PROFILE

1" x 1 1/8"

PICKETS

5/8" x 5/8"

STANDARD | 4' X 6' NEWCASTLE

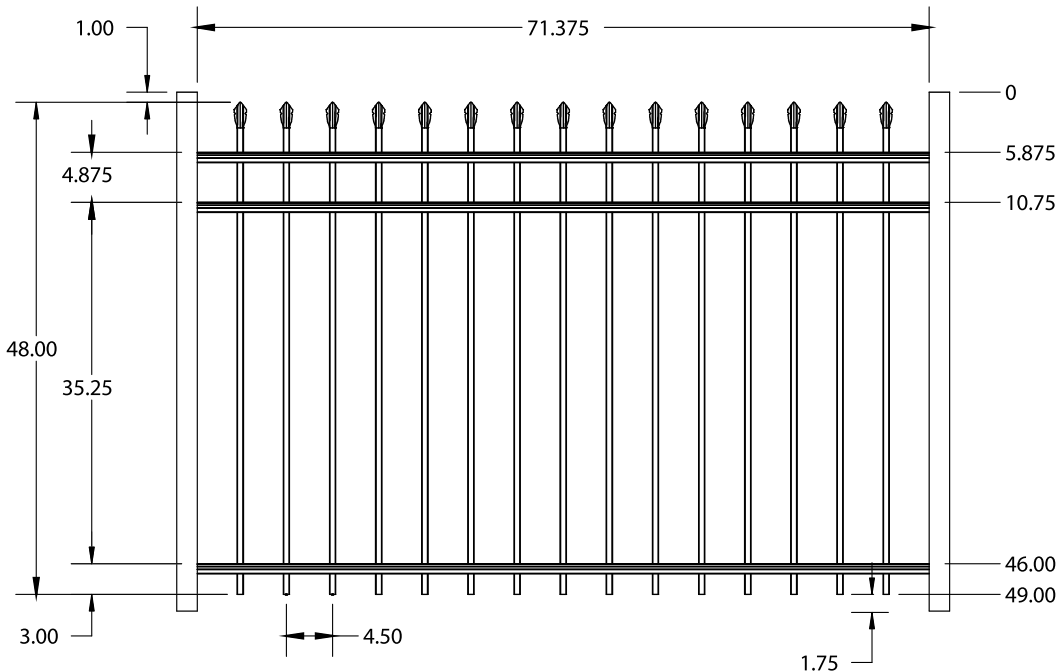


SPEAR TOP | 3 RAIL | STANDARD BOTTOM | 1" X 1 1/8"

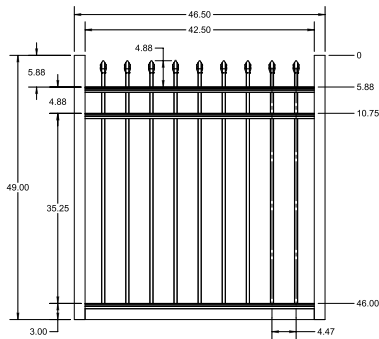
DESCRIPTION	BLACK		BUNDLE
	QTY	SKU	UNIT
4' x 6' Newcastle Spear Top 3 Rail Panel (48"H)		73022131	40
2" x 2" x 70" .063 Line Post		73040843	10
2" x 2" x 70" .063 Corner Post		73041005	10
2" x 2" x 70" .063 End Post		73040814	10
2" x 2" x 70" .125" Gate Post		73040861	10
4' x 4' Newcastle Spear Top 3 Rail Straight Walk Gate		73022184	20
4' x 5' Newcastle Spear Top 3 Rail Straight Walk Gate		73022081	20
4' x 4' Newcastle Spear Top 3 Rail Arched Walk Gate		73022063	20
4' x 5' Newcastle Spear Top 3 Rail Arched Walk Gate		73023032	20

QS QuickShip available in Black, Applies to: Fence Panels; Line, Corner, End and Gate Posts; and 4' and 5' wide Straight Gates.

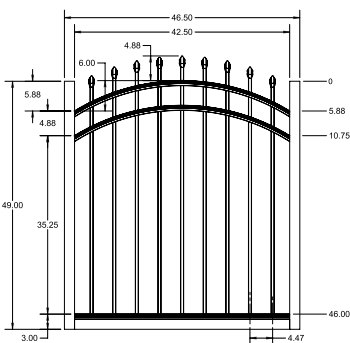
FENCE PANEL



4' STRAIGHT WALK GATE



4' ARCHED WALK GATE



RAIL PROFILE

1" x 1 1/8"

PICKETS

5/8" x 5/8"

All XD Grade gates will have a U-Frame bottom rail.

STANDARD | 5' X 6' NEWCASTLE

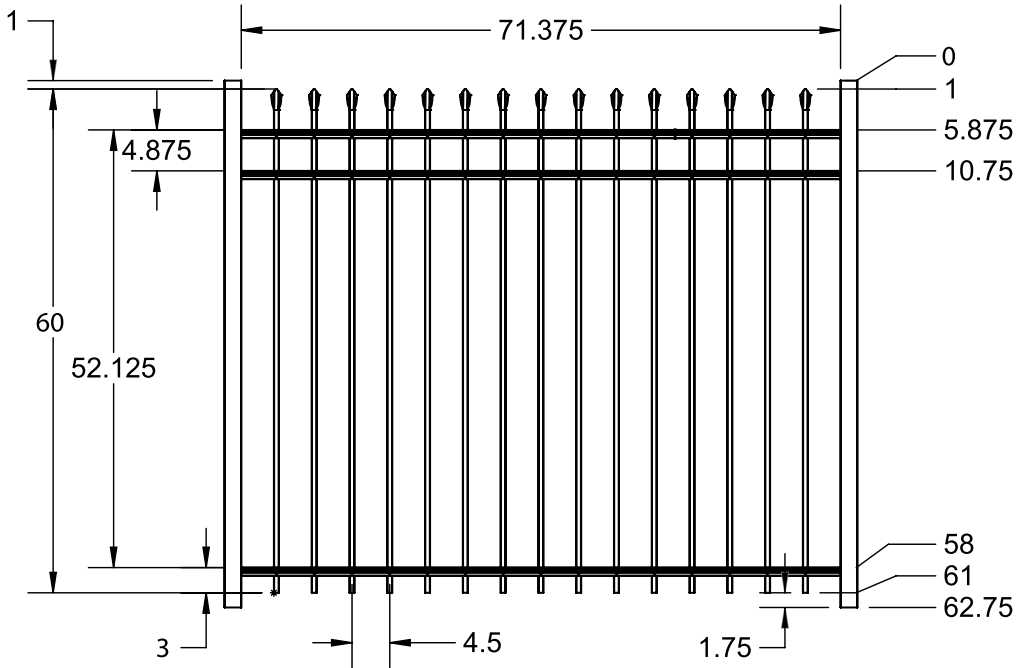


SPEAR TOP | 3 RAIL | STANDARD BOTTOM | 1" X 1 1/8"

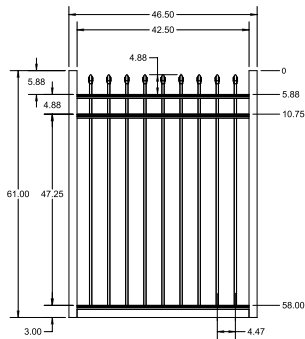
DESCRIPTION	BLACK		BUNDLE
	QTY	SKU	UNIT
5' x 6' Newcastle Spear Top 3 Rail (60"H)		73022132	40
2" x 2" x 82" .063 Line Post		73040867	10
2" x 2" x 82" .063 Corner Post		73040807	10
2" x 2" x 82" .063 End Post		73040839	10
2" x 2" x 82" .125 Gate Post		73040885	10
5' x 4' Newcastle Spear Top 3 Rail Straight Walk Gate		73022073	20
5' x 5' Newcastle Spear Top 3 Rail Straight Walk Gate		73022082	20
5' x 4' Newcastle Spear Top 3 Rail Arched Walk Gate		73023039	20
5' x 5' Newcastle Spear Top 3 Rail Arched Walk Gate		73023040	20

QS QuickShip available in Black, Applies to: Fence Panels; Line, Corner, End and Gate Posts; and 4' and 5' wide Straight Gates.

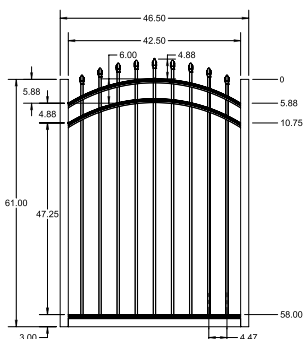
FENCE PANEL



5' STRAIGHT WALK GATE



5' ARCHED WALK GATE



RAIL PROFILE

1" x 1 1/8"

PICKETS

5/8" x 5/8"

All XD Grade gates will have a U-Frame bottom rail.