

ALUMINUM | SCREWLESS

FLAT TOP + PUPPY PICKET

RALEIGH

The smart-looking linear profile keeps family pets from wandering off and others from dropping in. A terrific solution for generational households, commercial properties and all types of climates.

Shown in Black

INNOVATIONS

 **SolarGuard®**

 **NoVis™**

SIZES

Width:
6'

Height:
4' and 5'

STANDARD

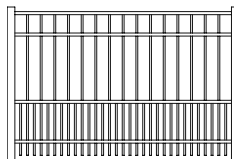
Colors

Standard Smooth Solids



BLACK

STYLE CONFIGURATION



Puppy Picket

Post Caps & Hardware Available

See Accessories and Hardware PDF for more information and product offerings.



For additional product colors and SKU information please reach out to your Sales Representative.

STANDARD | 4' X 6' RALEIGH

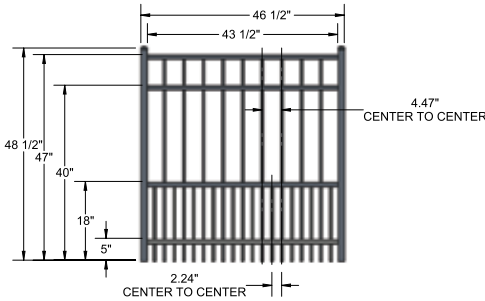
FLAT TOP | 4 RAIL | PUPPY PICKET | 1" x 1" RAIL



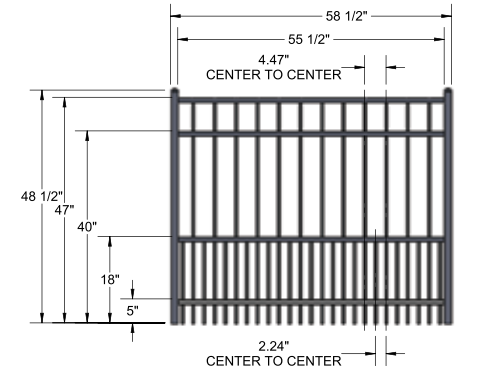
DESCRIPTION	BLACK	
	QTY	SKU
4' x 6' Raleigh Flat Top 4 Rail Puppy Picket Panel (AA)		73020845
2" x 2" x 70" Line Post (AA)		73020991
2" x 2" x 70" Corner Post (AA)		73020992
2" x 2" x 70" End Post (AA)		73020993
2" x 2" x 70" Heavy-Duty Gate Post (AA)		73020994
2" x 2" x 70" Blank Post		73002235
4' x 4' Raleigh Flat Top 4 Rail Puppy Picket Straight Walk Gate (AA)		73020847
4' x 5' Raleigh Flat Top 4 Rail Puppy Picket Straight Walk Gate (AA)		73020849

QS QuickShip available in Black. Applies to: Fence Panels; Line, Corner, End and Gate Posts; and 4' and 5' Wide Gates.

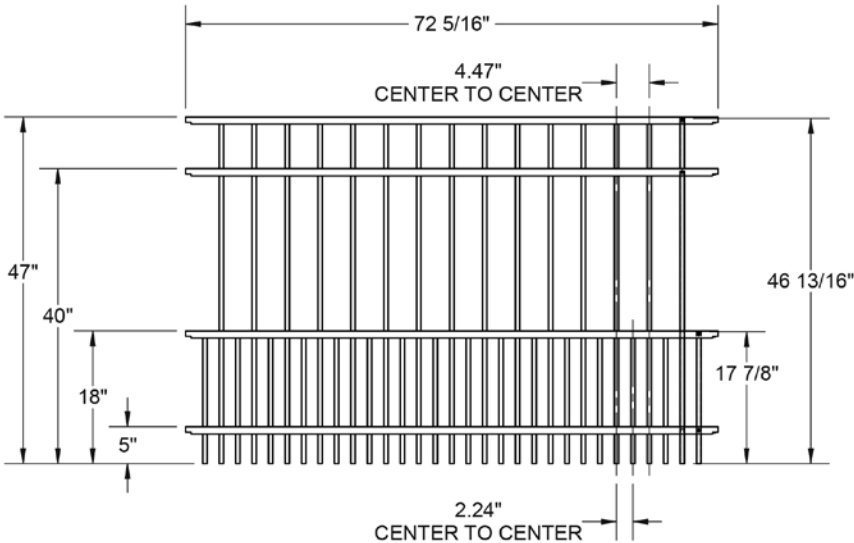
4' STRAIGHT WALK GATE



5' STRAIGHT WALK GATE



FENCE PANEL



RAIL PROFILE

1" x 1"

PICKETS

5/8" x 5/8"

STANDARD | 5' X 6' RALEIGH

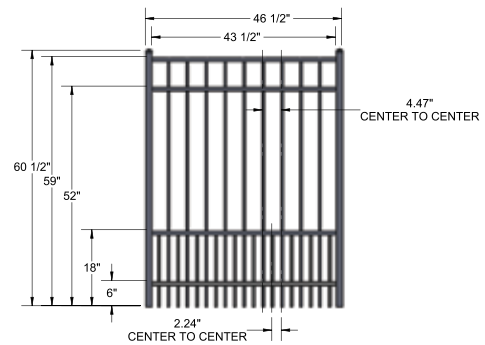
FLAT TOP | 4 RAIL | PUPPY PICKET | 1" x 1" RAIL



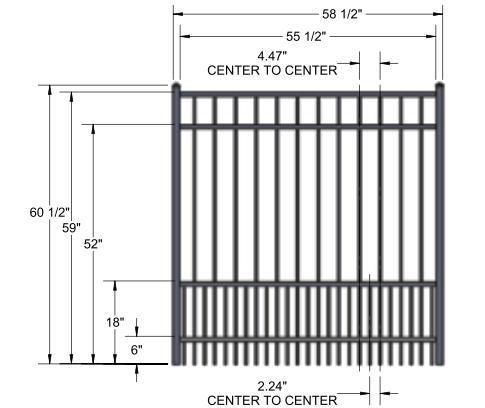
DESCRIPTION	BLACK	
	QTY	SKU
5' x 6' Raleigh Flat Top 4 Rail Puppy Picket Panel (AB)		73020855
2" x 2" x 88" Line Post (AB)		73020999
2" x 2" x 88" Corner Post (AB)		73021000
2" x 2" x 88" End Post (AB)		73021001
2" x 2" x 88" Heavy-Duty Gate Post (AB)		73021002
2" x 2" x 88" Blank Post		73002237
5' x 4' Raleigh Flat Top 4 Rail Puppy Picket Straight Walk Gate (AB)		73020857
5' x 5' Raleigh Flat Top 4 Rail Puppy Picket Straight Walk Gate (AB)		73020859

QS QuickShip available in Black. Applies to: Fence Panels; Line, Corner, End and Gate Posts; and 4' and 5' Wide Gates.

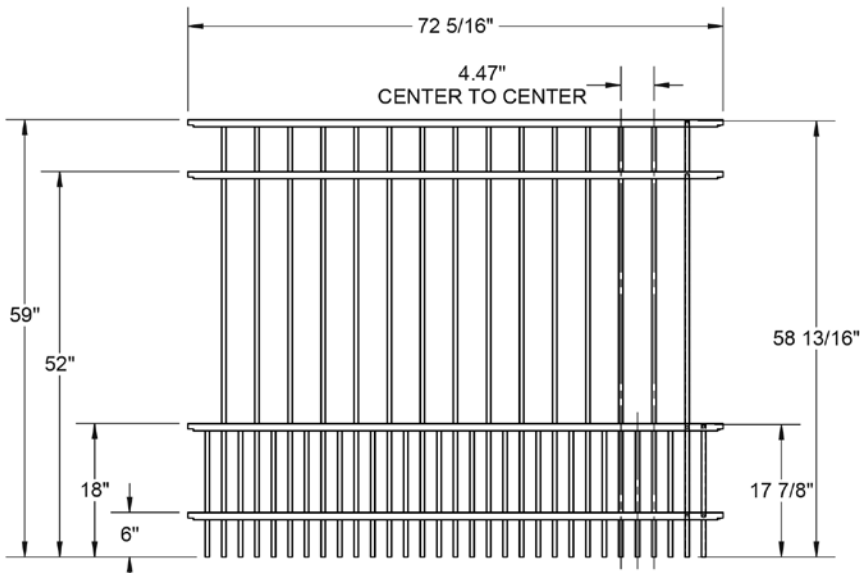
4' STRAIGHT WALK GATE



5' STRAIGHT WALK GATE



FENCE PANEL



RAIL PROFILE

1" x 1"

PICKETS

5/8" x 5/8"